

**Modular Cooking Range Line  
thermaline 85 - Half Module  
Freestanding Gas Fry Top, 1 Side with  
Backsplash**

ITEM # \_\_\_\_\_  
 MODEL # \_\_\_\_\_  
 NAME # \_\_\_\_\_  
 SIS # \_\_\_\_\_  
 AIA # \_\_\_\_\_



**588667**  
 (MBHAGBDDPO) Gas Fry Top with smooth chrome Plate, one-side operated with backsplash

**588671**  
 (MBHCGBDDPO) Gas Fry Top with ribbed chrome Plate, one-side operated with backsplash

### Short Form Specification

**Item No.** \_\_\_\_\_

Unit constructed according to DIN 18860\_2 with 20 mm drop nose top and 70 mm recessed plinth. Internal frame for heavy duty sturdiness in stainless steel. 2 mm top in 1.4301 (AISI 304). Flat surface construction, easily cleanable. THERMODUL connection system enables seamless worktop when units are connected and avoids soil penetrating. Smooth chromium-plated mild steel cooking surface with non-stick finishing for optimal grilling. Stainless steel high splash guards on the rear and sides. Features safety thermostat, thermostatic control and led indication of pilot flame. Electrical ignition powered by battery with thermocouple for added safety. Large drain hole enables draining of cooking juices into a large collector. Overheat protection switches off the supply in case of overheating. Metal knobs with embedded hygienic silicon "soft" grip enable easier handling and cleaning. IPX4 water resistant certification.

Configuration: Freestanding, one side operated with backsplash.

### Main Features

- Large drain hole on cooking surface permits the draining of residual cooking juices into a large collector placed under the cooking surface.
- Overheat protection: the temperature sensor switches off the supply in case of overheating.
- Safety thermostat and thermostatic control.
- Stainless steel high splash guards on the rear and sides of cooking surface.
- Units have separate controls for each half module of the cooking surface.
- All major components may be easily accessed from the front.
- THERMODUL connection system creates a seamless work top when units are connected to each other thus avoiding soil penetrating vital components and facilitating the removal of units in case of replacement or service.
- Metal knobs with embedded hygienic "soft-touch" grip for easier handling and cleaning. The special design of the controls prevents infiltration of liquids or soil into vital components.
- Electrical ignition powered by battery with thermocouple for added safety.
- Led indication of pilot flame

### Construction

- 2 mm top in 1.4301 (AISI 304).
- Unit constructed according to DIN 18860\_2 with 20 mm drop nose top and 70 mm recessed plinth.
- Flat surface construction with minimal hidden areas to easily clean all surfaces
- Cooking surface in chromium-plated mild steel with non-stick finishing for optimum grilling results.
- IPx4 water protection.
- Internal frame for heavy duty sturdiness in stainless steel.
- Cooking surface to be completely smooth or completely ribbed.

**APPROVAL:** \_\_\_\_\_

## Optional Accessories

- Connecting rail kit for appliances with backsplash, 850mm PNC 912498 ☐
- Portioning shelf, 400mm width PNC 912522 ☐
- Portioning shelf, 400mm width PNC 912552 ☐
- Folding shelf, 300x850mm PNC 912579 ☐
- Folding shelf, 400x850mm PNC 912580 ☐
- Fixed side shelf, 200x850mm PNC 912586 ☐
- Fixed side shelf, 300x850mm PNC 912587 ☐
- Fixed side shelf, 400x850mm PNC 912588 ☐
- Stainless steel front kicking strip, 400mm width PNC 912630 ☐
- Stainless steel side kicking strip left and right, wall mounted, 850mm width PNC 912659 ☐
- Stainless steel side kicking strip left and right, back-to-back, 1700mm width PNC 912662 ☐
- Stainless steel plinth, against wall, 400mm width PNC 912878 ☐
- Stainless steel side panel, 850x700mm, right side, against wall PNC 913003 ☐
- Stainless steel side panel, 850x700mm, left side, against wall PNC 913004 ☐
- Back panel, 400x700mm, for units with backsplash PNC 913009 ☐
- Endrail kit, flush-fitting, with backsplash, left PNC 913115 ☐
- Endrail kit, flush-fitting, with backsplash, right PNC 913116 ☐
- Scraper for smooth plates (only for 588667) PNC 913119 ☐
- Scraper for ribbed plates (only for 588671) PNC 913120 ☐
- Endrail kit (12.5mm) for thermaline 85 units with backsplash, left PNC 913206 ☐
- Endrail kit (12.5mm) for thermaline 85 units with backsplash, right PNC 913207 ☐
- U-clamping rail for back-to-back installations with backsplash (to be ordered as S-code) PNC 913226 ☐
- Insert profile, d=850mm PNC 913231 ☐
- Perforated shelf for warming cabinets and cupboard bases (one-side operated TL80-85-90 and two-side operated for TL80) PNC 913233 ☐
- Side reinforced panel only in combination with side shelf, for against the wall installations, right PNC 913261 ☐
- Side reinforced panel only in combination with side shelf, for against the wall installations, left PNC 913262 ☐
- Shelf fixation for TL80-85-90 one-side operated, TL80 two-side operated PNC 913279 ☐
- Stainless steel dividing panel, 850x700mm, (it should only be used between Electrolux Professional thermaline Modular 85 and thermaline C85) PNC 913670 ☐

- Stainless steel side panel, 850x700mm, flush-fitting (it should only be used against the wall, against a niche and in between Electrolux Professional thermaline and ProThermetic appliances and external appliances - provided that these have at least the same dimensions) PNC 913686 ☐

## Recommended Detergents

- C41 HI-TEMP RAPID DEGREASER, 1 pack of six 1 lt. bottles (trigger incl.) PNC 0S2292 ☐



**Electrolux**  
PROFESSIONAL

**Modular Cooking Range Line  
thermaline 85 - Half Module Freestanding  
Gas Fry Top, 1 Side with Backsplash**

**Gas**

Gas Power: 10 kW  
Gas Type Option: Natural Gas  
Gas Inlet: 1/2"

**Key Information:**

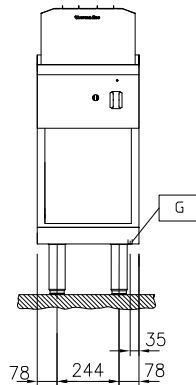
Cooking Surface Depth: 615 mm  
Cooking Surface Width: 300 mm  
Working Temperature MIN: 110 °C  
Working Temperature MAX: 270 °C  
External dimensions, Width: 400 mm  
External dimensions, Depth: 850 mm  
External dimensions, Height: 700 mm  
Storage Cavity Dimensions (width): 340 mm  
Storage Cavity Dimensions (height): 330 mm  
Storage Cavity Dimensions (depth): 740 mm  
Net weight: 87 kg  
Configuration: On Base;One-Side Operated  
Cooking surface type:  
588667 (MBHAGBDDPO) Smooth  
588671 (MBHCGBDDPO) Ribbed  
Cooking surface - material: Chromium Plated mild steel mirror



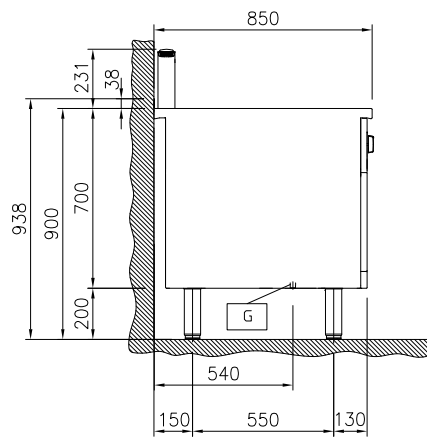
**Electrolux**  
PROFESSIONAL

**Modular Cooking Range Line**  
**thermaline 85 - Half Module Freestanding**  
**Gas Fry Top, 1 Side with Backsplash**

Front

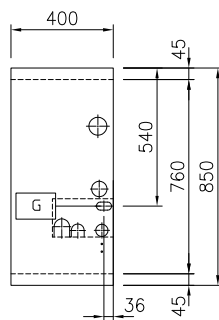


Side

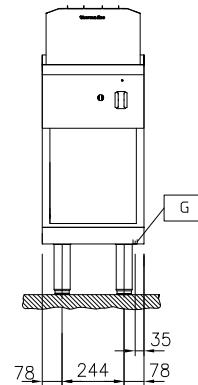


EQ = Equipotential screw  
G = Gas connection

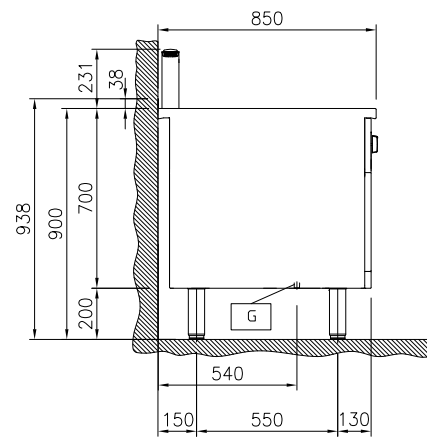
Top



Front

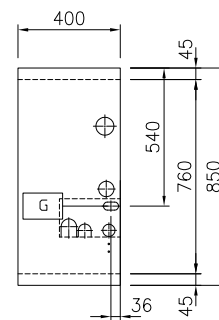


Side



EQ = Equipotential screw  
G = Gas connection

Top



**Modular Cooking Range Line**  
**thermaline 85 - Half Module Freestanding Gas Fry Top, 1 Side with Backsplash**  
The company reserves the right to make modifications to the products without prior notice. All information correct at time of printing.

2026.01.12